


Effect of Alkaline Solutions on Bentonite-Based Eco-Friendly Geopolymer Composite

Alireza Esparham¹ and Mohadese Mohammadi^{2*}



¹Department of Environmental Engineering, University of Tehran, Tehran, Iran.

²Department of Chemistry, K.N. Toosi University of Technology, Tehran, Iran.

*Corresponding Author:



mohadese.mohammadi@email.kntu.ac.ir

Received: 15 December, 2021

Accepted: 15 January, 2022

Published: 30 January, 2022

ABSTRACT

Geopolymers, a new class of green cement binders, has recently been promoted as an environmentally friendly alternative to Ordinary Portland Cement (OPC), with the potential to reduce OPC's negative environmental effects, such as carbon footprint and energy consumption. In this experimental work, the effects of several alkaline activator solutions on the compressive, indirect tensile, and flexural strengths, water absorption, and acid resistance of bentonite-based Geopolymer Concrete (GPC) were investigated. A new sort of alkaline activator for GPC was also created. GPC specimens consisting of bentonite were created and cured at 90 degrees Celsius in this case. The results showed that the addition of NaOH to the mixture after 3 minutes of mixing KOH and Na₂SiO₃ with dry components (1/3 of the total mixing time) increases the compressive, tensile, and flexural strength and we also see that with this new method, water absorption capacity and the amount of weight loss of geopolymer concrete samples are reduced in acidic conditions.


Keywords: Eco-friendly cement, Geopolymer concrete, Bentonite, Mechanical strength, Alkaline solution

Introduction

The most widely employed cementitious material in the construction industry is ordinary Portland cement (OPC) [1]. It is the most important component of ordinary concrete. OPC manufacturing has significant environmental consequences, including significant energy and natural resource use and increasing carbon dioxide (CO₂) emissions [2], with around 0.73-0.99 tons of CO₂ emissions for every ton of OPC manufactured [3]. Climate change, on the other hand, is among the most serious environmental issues that have received a lot of attention in current history. The principal cause of global warming is greenhouse gas emissions, especially Co₂ [4].

The production of OPC was accountable for 7 to 10% of global CO₂ emissions [4]. Geopolymers have recently been introduced as environmentally friendly cementitious materials that can aid in mitigating the negative environmental effects of OPC. In 1978, Davidovits introduced geopolymers as a new class of inorganic polymer binders. Geopolymers are inorganic alumino-silicate compounds composed of silica (SiO₂) and alumina (Al₂O₃)-rich raw materials combined with an alkaline activator solution [5]. Geopolymer Concrete (GPC) offers superior chemical and mechanical qualities to Portland Concrete (PC), notably exceptional mechanical strengths [6, 7], exceptional corrosion resistance [8], lower permeability, improved resistance to solvents, significantly acids [9], and decreased creep effects [10]. Natural resources such as bentonite, synthetic materials such as metakaolin, or waste industrial materials such as fly ash and Granulated Ground Blast Furnace Slag (GGBFS) may be used in the synthesis of geopolymers, depending on desired characteristics, cost, and resource availability [11]. The use of industrial by-products in GPC minimizes not only pollution but also the cost of maintaining these materials [12].

Another pillar of the geopolymerization process that plays an important role in the formation of crystalline structures of Si and Al is the alkaline activator solution, which is usually a combination of sodium hydroxide (NaOH) or potassium hydroxide (KOH) and sodium silicate (Na₂SiO₃) or potassium silicate (K₂SiO₃).



However, the most commonly used alkaline solution is a combination of NaOH and Na₂SiO₃ [15]. Xu et al [16] tested NaOH and KOH without using a silicate solution and observed that KOH led to a better compressive strength. The majority of these investigations focused on the role of the alkaline activator solution in the polymerization reaction, and they observed that adding a silicate solution to the NaOH and/or KOH solution boosted the polymerization process. Palomo et al [17] reported that combining NaOH and Na₂SiO₃ solutions increased compressive strength over KOH and K₂SiO₃. Sharma et al [18] and Parveen et al [19] demonstrated that elevating the NaOH concentration up to 16 M increased compressive strength, but at 18 M there was no significant difference. Patel et al. [20] reported that raising the concentration of sodium hydroxide up to 12 M increased compressive strength but decreased compressive strength beyond that point. Petrus et al [21] investigated the effect of the Na₂SiO₃/NaOH weight ratio on the compressive strength of GPC in another investigation. They came to the conclusion that raising the weight ratio of Na₂SiO₃/NaOH from 1 to 1.5 will enhance the compressive strength of GPC. The weight ratio of 1.5 had the best compressive strength while increasing the ratio from 1.5 to 2.5 resulted in a considerable loss in compressive strength. Sanni et al. [22] been shown raising the weight ratio of Na₂SiO₃/NaOH to 2.5 resulted in an improvement in compressive strength for fly-ash-based GPC.

Tensile and flexural strengths of various GPC forms, as well as associated features, have received less attention than compressive strength. Rajiwala et al. [23] discovered that a KOH active alkali solution yielded higher tensile and flexural strengths than NaOH at various ages in fly ash-based GPC.

According to Wang et al [24], raising the NaOH content from 4 to 12 M enhanced the flexural strength of Metakaolin-based GPC. According to Mishra et al [25], raising the NaOH concentration enhances the tensile strength of fly ash-based GPC.

Morsy et al [26] discovered that raising the Na₂SiO₃/NaOH weight ratio from 0.5 to 1 and 1 to 2.5 increased and lowered flexural strength in fly ash-based GPC, respectively. In contrast, Sanni et al [22] discovered that increasing the Na₂SiO₃/NaOH weight ratio to 2.5 enhanced tensile and flexural strength. Because the effects of alkaline activating solutions on compressive, tensile, and flexural strengths, as well as water absorption and acid resistance of bentonite-based GPC, have not been reported consistently, the purpose of this study was to investigate the effects of alkaline activating solutions on mechanical properties and acid resistance. Chemical properties of bentonite-based GPCs (such as compressive strength, tensile strength, flexural strength, water absorption, and acid resistance) were also investigated to provide insight into the development of practical applications. The previous study [13] studied the impacts of using KOH and NaOH solutions concurrently, and the results showed that using KOH and NaOH solutions concurrently lowered GPC compressive strength after 3, 7, and 28 days due to interference in Na⁺ and K⁺ chemical reactivity. This article focused on a new way to solve this problem.

Materials and Methods

Materials

The aluminosilicate used in this investigation was bentonite, which came from the Qara Naz mine in Iran's Zanjan district. Table 1 (Includes the main phases of cristobalite, montmorillonite, calcite, and sub-phases of muscovite and albite) and Figure 1 show the chemical analysis of bentonite employed in this research using X-ray fluorescence (XRF) and X-ray diffraction (XRD) spectroscopy. The alkaline activator solution was made with 98 percent pure NaOH, 90 percent pure KOH, and liquid Na₂SiO₃ with a SiO₂/Na₂O molar ratio of 2. The chemical analysis of the Na₂SiO₃, NaOH, and KOH compounds can be seen in Table 2. Aggregates with granular sizes ranging from 7 to 10 mm were utilized as coarse aggregate (sand), and aggregates with granular sizes less than 4 mm were used as fine aggregate. ASTM C33 [27] was used to sift fine and coarse aggregates. As indicated in Table 3, the coarse and fine aggregates were examined for SSD specific gravity and water absorption using the ASTM C127 [28] and ASTM C128 [29] methods. The fine aggregates' fineness modulus (as measured by ASTM C136 [30]) and sand equivalent (as determined by ASTM D2419 [31]) were 3.01 and 73, respectively. To reduce water content and improve concrete workability, a polycarboxylate-based Super Plasticizer (SP) was utilized.

Table 1: The XRF analysis of bentonite used

Chemical substance	SiO ₂	Al ₂ O ₃	CaO	Fe ₂ O ₃	Na ₂ O	K ₂ O	MgO	TiO ₂	LOI
Weight %	68.93	11.14	2.68	1.08	0.41	0.59	2.54	0.12	15.06

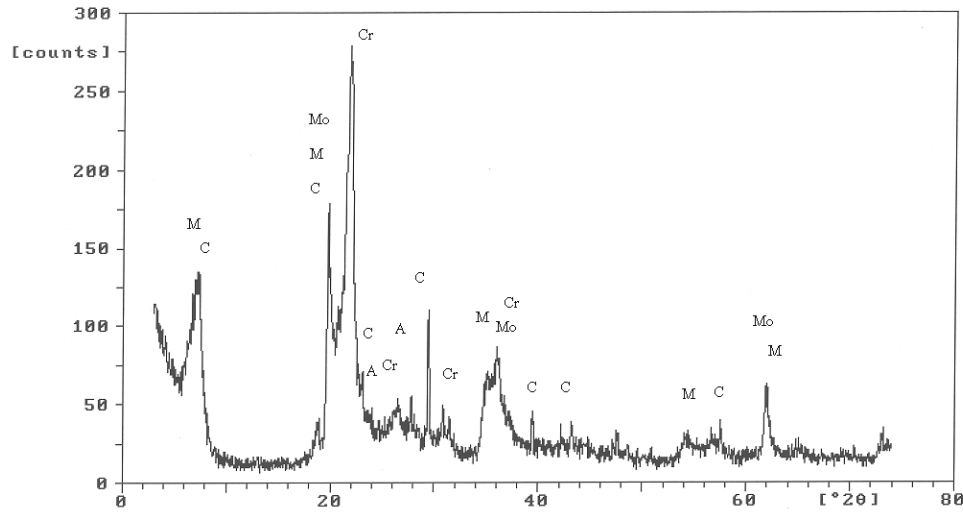


Figure 1. X-ray diffraction pattern of the studied bentonite sample and identified phases: Cr; Cristobalite, M; Montmorillonite, C; calcite, Mo; muscovite, A; albite

Table 2
Chemical analysis of NaOH, KOH, and Na₂SiO₃ solutions

NaOH			KOH			Na ₂ SiO ₃		
Chemical substance	Result	Unit	Chemical substance	Result	Unit	Chemical substance	Result	Unit
NaOH	98	%	KOH	90.7	%	SiO ₂	30	%
Na ₂ CO ₃	1	%	K ₂ CO ₃	0.3	%	Na ₂ O	14.5	%
NaCl	200	ppm	KCl	0.006	%	Water	55.5	%
Fe	6	ppm	Fe	2	ppm			
SiO ₂	15.7	ppm	NaOH	1.2	%			

Table 3
Specific gravity and water absorption of aggregates

Material	SSD Specific gravity (gr/cm ³)	Water absorption (%)
Coarse aggregates	2.62	1.3
Fine aggregates	2.59	3.2

Experimental program

Mix designs

As shown in Table 4, the initial step of the inquiry involved the creation of 5 alkaline solutions to investigate the influence of various alkali solutions on the compressive, tensile, and flexural strengths of GPC. The NaOH and KOH solutions were all 12 M in concentration, and the weight ratios of

Na₂SiO₃/NaOH, Na₂SiO₃/KOH, and Na₂SiO₃/KOH+NaOH were all adjusted to 1.5. Furthermore, when the first series of specimens were created, the weight ratios of the alkaline solution/bentonite and fine/coarse aggregate ratios were 0.9 and 1, respectively. Table 5 depicts the mixed sample design for the first portion of the investigation.

Table 4
Composition of the alkaline solutions

Alkaline solution ID	NaOH 12M (%)	KOH 12M (%)	Addition Time delay (min)
N	100	0	-
K	0	100	-
T-K50N50	50	50	0
3-K50N50	50	50	3
6-K50N50	50	50	6

Table 5
Mix design of specimens (kg/m³)

Mix design ID	Bentonite	NaOH 12M	KOH 12M	Na ₂ SiO ₃	Coarse aggregate	Fine aggregate	Extra water	SP
N	400	144	0	216	850	850	10	8
K	400	0	144	216	850	850	10	8
T-K50N50	400	72	72	216	850	850	10	8
3-K50N50	400	72	72	216	850	850	10	8
6-K50N50	400	72	72	216	850	850	10	8

To commence, 12 M NaOH and KOH solutions were made. Following that, the mix designs N, K, and T-K50N50 were prepared by adding these solutions to the Na₂SiO₃ solution 24 hours before the trials. The "T" prefix denotes the inclusion of KOH and NaOH solutions to the mixing procedure at the same time. Dry components, including bentonite and coarse and fine aggregates, were combined for 3 minutes to produce the GPC specimens. The dry mix was then mixed for 10 minutes with an alkaline activator solution containing NaOH (mix design N) or KOH (mix design K) or NaOH+KOH (mix design T-K50N50),

Na₂SiO₃, and SP. The KOH and Na₂SiO₃ solutions with SP and dry components were mixed for the 3-K50N50 and 6-K50N50 combinations. Thereafter, after 3 and 6 minutes of mixing, NaOH solution was added to the mixes to test the effect of time delay in adding the NaOH solution on the compressive strength of GPC. The prefixes "3" and "6" in the mix design IDs denote 3- and 6-minute latencies in the NaOH addition to the mixing process, accordingly. The overall mixing time for the 3-K50N50 and 6-K50N50 mixes was 10 minutes, similarly to the other mixtures.



Figure 2. Samples made of geopolymer concrete based on bentonite

Testing

The GPC specimens were molded during the specimen preparation procedure after the material mixing was completed. Each GPC mixture was batched to yield three cube specimens (100x100x100mm) for compressive testing. According to prior research [13], the produced GPCs were dry-cured at 90 C for 24 hours before being allowed to sit at room temperature. Following that, compressive testing on 7- and 28-day specimens were performed in accordance with BS1881: Part116 [31]. Tensile strength tests were performed on 3 cylindrical specimens (300x150mm) for each mix design and performed at 7- and 28-day intervals using the ASTM C496 indirect tensile strength testing method [33]. In terms of flexural tests, three beam specimens (500x100x100mm) were used for each mix

design and evaluated using the ASTM C293 [34] 3-point bending test methodology.

The water absorption capacity of GPC specimens was investigated using ASTM C642 [35] techniques. For this objective, three compressive cube specimens for N, T-K50N50, 3-K50N50, and K mix designs were evaluated.

The 28-day specimens had first been placed in a 105 C oven to achieve a consistent dry weight before being weighted for water absorption capability (m_0). After that, the specimens were placed in a water tank for three days. They were then removed and weighed again after drying the surface water (m). Eq. (1) is being used to compute the 3-day water absorption capacity (W):

$$W = \frac{m - m_0}{m_0} \times 100 \quad \text{Eq. (1)}$$

In addition, to test the chemical resistance of GPC specimens, 28-day specimens of N, T-K50N50, 3-K50N50, and K mix designs were immersed in a solution of water and sulfuric acid with a pH of one for 28 days. The specimens were then subjected to a weight-loss test.

Results and Discussion

The compressive, tensile, and flexural strengths of specimens at 7 and 28 days are reported in Table 6 (together with the appropriate coefficients of variation) and plotted in Figs. 3–5. As can be seen, the mix 3-

K50N50 with the NaOH solution added after 3 minutes of adding KOH and Na₂SiO₃ to the dry components had the highest initial (7-day) and lateral (28-day) compressive strengths of 23.3 and 25.6 MPa, respectively. The mix T-K50N50 had the lowest 7- and 28-day compressive strengths, measuring 14.3 and 15.7 MPa, respectively. According to the results, the strength gain of the mix N after 7 days of curing was more than that of the other mixes (93 percent). After 7 days of curing, the mix K had 79 percent of its 28-day compressive strength. The rate of strength gain for the mix K from 7 to 28 days, on the other hand, was the most significant of all, at roughly 26 percent.

Table 6

Compressive, tensile, and flexural strength and corresponding coefficients of variation values

Mix ID	Compressive strength (MPa)		Tensile strength (MPa)		Flexural strength (MPa)	
	7-days	28-days	7-days	28-days	7-days	28-days
N	19.4±0.5	20.9±0.8	3.55±0.1	3.7±0.2	4.46±0.3	4.69±0.4
T-K50N50	14.3±0.2	15.7±0.4	3.25±0.1	3.34±0.1	3.84±0.2	4.04±0.2
3-K50N50	23.3±0.6	25.6±1	3.83±0.3	4.04±0.2	4.88±0.4	5.17±0.3
6-K50N50	20.9±0.7	24.3±0.4	3.69±0.2	3.97±0.1	4.67±0.3	5.02±0.2
K	18.1±0.4	22.8±0.8	3.48±0.3	3.8±0.2	4.18±0.2	4.81±0.2

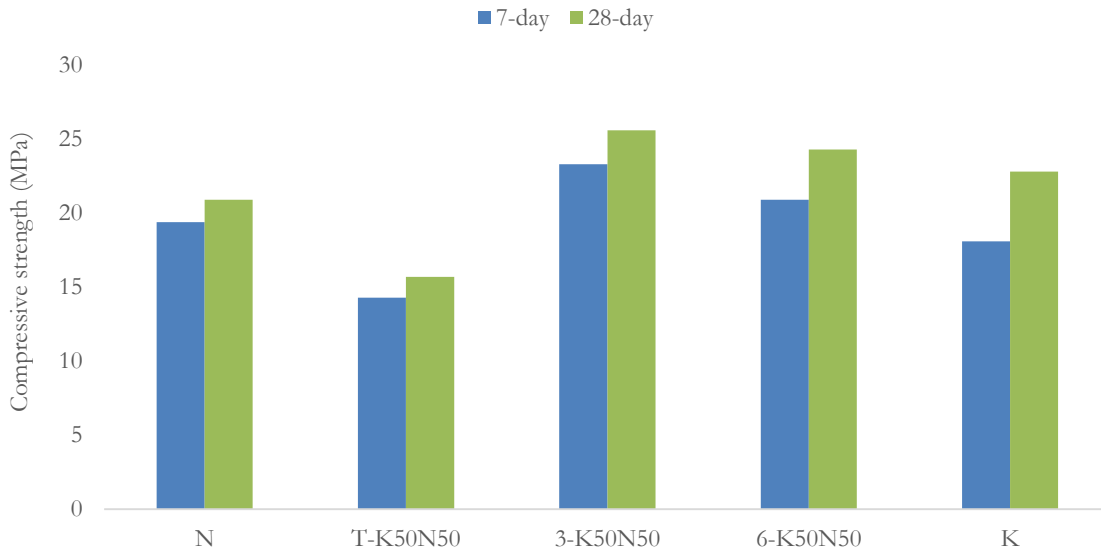


Figure 3. 7-day and 28-day compressive strengths of GPC specimens

Tensile strength and flexural strength test results follow a pattern similar to compressive strengths. The simultaneous and equal integration of KOH and NaOH solutions (mix T-K50N50) produced the lowest tensile strength values, which were roughly 10% and 12% lower than the N and K single solution mix designs, correspondingly. Mix 3-K50N50, on the other

hand, demonstrated the highest tensile strength (about 9, 6, and 21% higher than the N, K, and T-K50N50 mix designs), showing that a 3-minute time delay in KOH addition to the mix had a considerable favorable effect. The flexural strengths follow the same basic tendencies as the aforementioned broad trends.

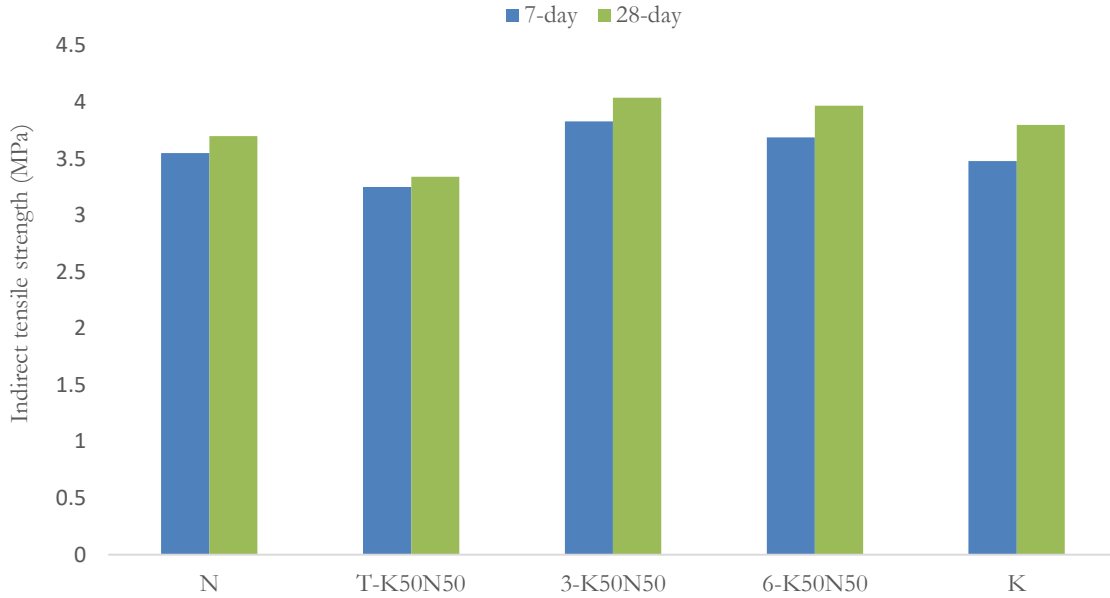


Figure 4. 7-day and 28-day tensile strengths GPC specimens

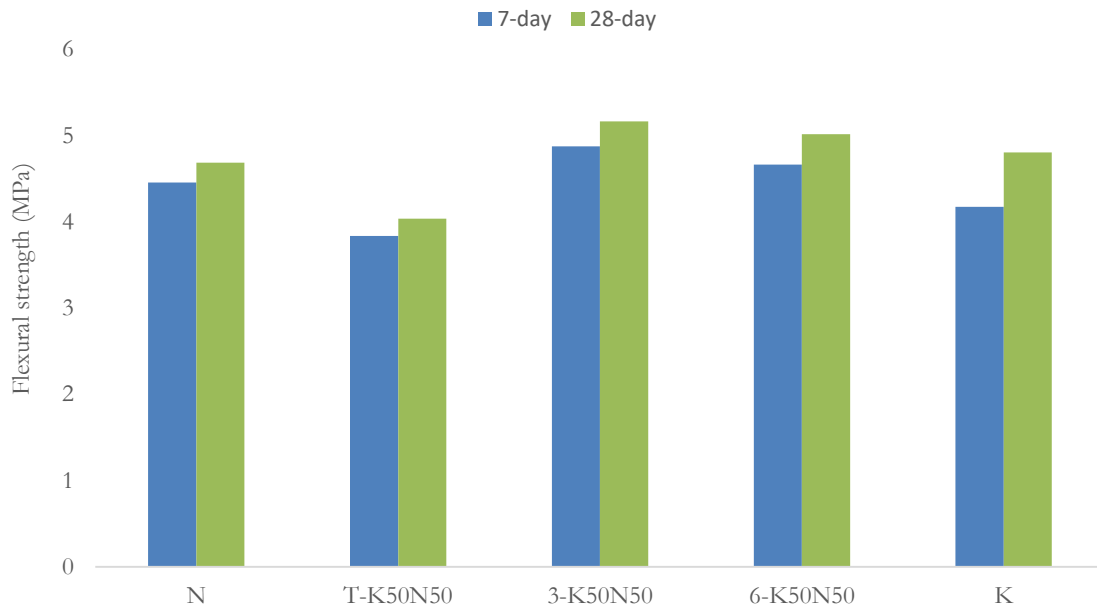


Figure 5. 7-day and 28-day flexural strengths GPC specimens

The compressive, tensile, and flexural strengths of matching GPCs are shown in Figs. 6 and 7. As can be seen, adding NaOH at 3 and 6-minute intervals led to stronger 7- and 28-day compressive, tensile, and flexural strengths than simultaneously adding NaOH, KOH, and Na₂SiO₃ to the dry components of the mix designs. The addition of NaOH to the mix 3 minutes after adding KOH and Na₂SiO₃ resulted in the highest initial and lateral compressive, tensile, and flexural

strength increases of 63 percent and 5 percent for compressive, 21 percent and 2 percent for tensile, and 28 percent and 3 percent for flexural strength, respectively. By increasing the delay period to 6 minutes, both 7- and 28-day compressive, tensile, and flexural strengths decreased but remained greater than the outcomes for the simultaneous addition of NaOH and KOH. Consequently, when utilizing a combination of NaOH and KOH alkaline solutions, the delay time

of 3 minutes, which is equivalent to 1/3 of the entire mixing time, is the best interval for adding NaOH to

the mix, resulting in the maximum initial and lateral compressive strengths for the bentonite-based GPC.

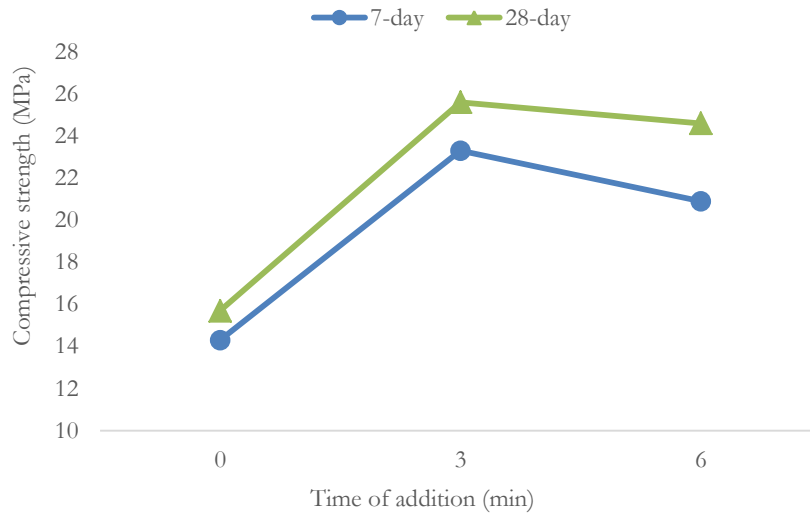


Figure 6. Impact of time of addition of NaOH solution on the compressive strengths of T-K50N50, 3-K50N50, and 6-K50N50 mixes

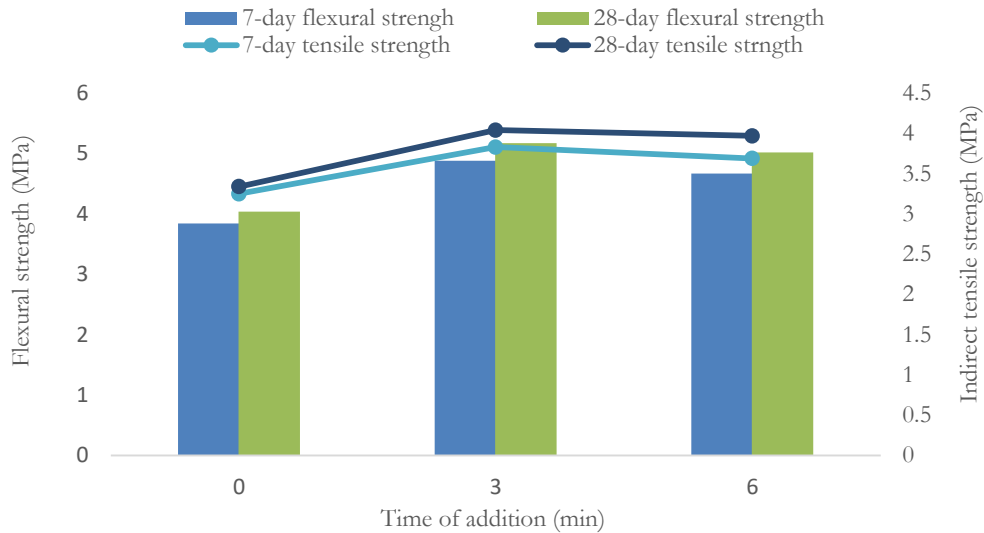


Figure 7. Impact of time of addition of NaOH solution on the flexural and tensile strengths of T-K50N50, 3-K50N50, and 6-K50N50 mixes

To characterize and comprehend trends, the performance mechanism of alkaline solutions should indeed be investigated. KOH creates more geopolymers than NaOH, resulting in a stronger and more compact microstructure with low 7-day compressive, tensile, and flexural strengths, slow hardening, and high 28-day compressive, tensile, and flexural strengths. At the same concentration, however, NaOH might dissolve more inorganic components than KOH, resulting in a faster reaction rate for Na+

than for K+. Because Na+ has a faster reaction rate, using NaOH leads to higher initial compressive strength and faster hardening. The combination of NaOH and KOH, on the other hand, would severely reduce GPC's compressive, tensile, and flexural strengths. This could be due to the fact that NaOH and KOH operate differently in geopolymerization. The tendency of K+ to condense could not compensate for the high reactivity of Na+. However, as shown for the mixes 3-K50N50 and 6-K50N50, adding NaOH at 3-

and 6-min intervals gave both K^+ and Na^+ enough time to form bonds in different ways, resulting in more geopolymer gel and a denser geopolymer cement matrix [14, 36].

Figure 7 illustrates the outcomes of water absorption and weight loss trials on GPC specimens under acidic conditions. The N, T-K50N50, 3-K50N50, and K mix designs, respectively, had water absorption capacities of 6.8, 7.2, 5.8, and 6.4 percent. The N, T-K50N50, and K

mix designs, respectively, lost 4.2, 4.7, 3.8, and 4% of their weight in acidic circumstances. Because of the higher density of the geopolymeric matrix structure in this mix design, the 3-K50N50 mix design had a lower water absorption capacity and weight loss under acidic circumstances than the other specimens.



Figure 8. Water absorption and weight loss under acidic conditions of N, T-K50N50, 3-K50N50, and K mixes

Conclusion

In this investigation, a new type of alkaline activator for GPC based on bentonite was thoroughly studied. Based on the findings of the current experimental experiments, the following conclusions can be drawn:

After 28 days, utilizing the KOH alkaline solution in combination with Na_2SiO_3 produced higher compressive, tensile, and flexural strengths than using NaOH alone.

Simultaneous application of NaOH and KOH with Na_2SiO_3 as the alkaline solution lowered the compressive, tensile, and flexural strengths of bentonite-based GPC due to interference in the Na^+ and K^+ reactivity. However, over a period of time, adding the NaOH solution to the new mix resulted in higher compressive strengths.

Adding NaOH to the mix after combining KOH and Na_2SiO_3 with dry components for 3 minutes (1/3 of total mixing time) produced the maximum compressive, tensile, and flexural strengths, among other things, in this study.

Under acidic circumstances, the addition of NaOH to the mix after 3 minutes of mixing KOH and Na_2SiO_3 with dry components (1/3 of the total mixing time) resulted in the lowest water absorption and weight loss. It is proposed that the novel alkali solution composition technique reported in this study be applied to improve the mechanical and chemical properties of geopolymer concretes manufactured from various alumina silicate sources.

References

- Moradikhou AB, Esparham A, Avanaki MJ. Effect of hybrid fibers on water absorption and mechanical strengths of geopolymer concrete based on blast furnace slag. *J Civil Eng Mater App*. 2019; 3(4): 195-211.
- Hosseini MH, Mousavi Kashi A, Emami F, Esparham A. Effect of simple and hybrid polymer fibers on mechanical strengths and high-temperature resistance of metakaolin-based geopolymer concrete. *Modar Civil Eng J*. 2020; 20(2): 147-61.
- Behnood A, Golafshani EM. Predicting the compressive strength of silica fume concrete using

- hybrid artificial neural network with multi-objective grey wolves. *J Clean Prod.* 2018; 202: 54-64.
4. Nabi Javid M, Esparham A. A review of life cycle assessment (LCA) in quantifying environmental impacts of OPC and PFA concrete products. *Civil Project J.* 2021; 3(2): 22-31.
 5. Esparham A, Moradikhou AB, Mehrdadi N. Introduction to synthesise method of Geopolymer concrete and corresponding properties. *J Iran Ceramic Soc.* 2020; 4(64): 13-24.
 6. Esparham A, Moradikhou AB, Jamshidi Avanaki M. Effect of various alkaline activator solutions on compressive strength of fly ash-based geopolymer concrete. *J Civil Eng Mater App.* 2020; 4(2): 115-123.
 7. Esparham A, Moradikhou AB. Factors influencing compressive strength of fly ash-based geopolymer concrete. *Amirkabir J Civil Eng.* 2021; 53(3): 21-21.
 8. Esparham A, Moradikhou AB. A novel type of alkaline activator for geopolymer concrete based on metakaolin. *J Civil Eng Mater App.* 2021; 5(2).
 9. Esparham A, Hosseini MH, Mousavi Kashi A, Emami F, Moradikhou AB. Impact of replacing kaolinite with slag, fly ash and bentonite on the mechanical strengths of geopolymer concrete based on kaolinite. *Build Eng Hous Sci.* 2020; 13(24): 9-15.
 10. Esparham, A. Investigation of the effects of nano silica particles and zeolite on the mechanical strengths of metakaolin-based geopolymer concrete. *Int J Innovat Eng.* 2021; 1(4): 82-95.
 11. Esparham A, Moradikhou AB. A novel type of alkaline activator for geopolymer concrete based on class C fly ash. *Adv Res Civil Eng.* 2021; 3(1): 1-13.
 12. Etemadi M, Pouraghajan M, Gharavi H. Investigating the effect of rubber powder and nano silica on the durability and strength characteristics of geopolymeric concretes. *J Civil Eng Mater App.* 2020; 4(4): 243-252.
 13. Esparham A. Factors influencing compressive strength of metakaolin-based geopolymer concrete. *Modar Civil Eng J.* 2020; 20(1): 53-66.
 14. Esparham A, Moradikhou AB, Andalib FK, Avanaki MJ. Strength characteristics of granulated ground blast furnace slag-based geopolymer concrete. *Adv Concr Construct.* 2021; 11(3): 219-229.
 15. Mahboubi B, Guo Z, Wu H. Evaluation of durability behavior of geopolymer concrete containing nano-silica and nano-clay additives in acidic media. *J Civil Eng Mater App.* 2019; 3(3): 163-171.
 31. ASTM D2419-14, Standard Test Method for Sand Equivalent Value of Soils and Fine Aggregate, ASTM International, West Conshohocken, PA, 2014.
 32. British Standards Institution. Testing Concrete: Method for Determination of the Compressive
 16. Xu H, Van Deventer JSJ. The geopolymerisation of aluminosilicate minerals. *Int J Miner Process.* 2000; 59(3): 247-266.
 17. Palomo A, Grutzeck MW, Blanco MT. Alkali-activated fly ashes: A cement for the future. *Cement Concr Res.* 1999; 29(8): 1323-1329.
 18. Sharma A, Ahmad J. Experimental study of factors influencing compressive strength of geopolymer concrete. *Int Res J Eng Tech.* 2017; 4(5): 1306-1313.
 19. Parveen, Singhal D. Development of mix design method for geopolymer concrete. *Adv Concr Construct.* 2017; 5(4): 377-390.
 20. Patel YJ, Shah N. Development of self-compacting geopolymer concrete as a sustainable construction material. *Sustain Environ Res.* 2018; 28(6): 412-421.
 21. Petrus HTBM, Hulu J, Dalton GSP, Malinda E, Prakosa RA. Effect of bentonite addition on geopolymer concrete from geothermal silica. *Mater Sci Forum.* 2016; 841: 7-15.
 22. Sanni SH, Khadiranaikar RB. Performance of alkaline solutions on grades of geopolymer concrete. *Int J Res Eng Tech.* 2013; 2(11): 366-371.
 23. Raijiwala DB, Patil HS, Kundan IU. Effect of alkaline activator on the strength and durability of geopolymer concrete. *J Eng Res Stud.* 2012; 3(1): 18-21.
 24. Wang H, Li H, Yan F. Synthesis and mechanical properties of metakaolin-based geopolymer. *Colloid Surface Physicochem Eng Aspect.* 2005; 268(1): 1-6.
 25. Mishra A, Choudhary D, Jain N, Kumar M, Sharda N, Dutt D. Effect of concentration of alkaline liquid and curing time on strength and water absorption of geopolymer concrete. *ARPN J Eng App Sci.* 2008; 3(1): 14-18.
 26. Morsy M, Alsayed S, Al-Salloum Y, Almusallam T. Effect of sodium silicate to sodium hydroxide ratios on strength and microstructure of fly ash geopolymer binder. *Arab J Sci Eng.* 2014; 39(6): 4333-4339.
 27. ASTM C33 / C33M-18, Standard Specification for Concrete Aggregates, ASTM International, West Conshohocken, PA, 2018.
 28. ASTM C127-15, Standard Test Method for Relative Density (Specific Gravity) and Absorption of Coarse Aggregate, ASTM International, West Conshohocken, PA, 2015.
 29. ASTM C128-15, Standard Test Method for Relative Density (Specific Gravity) and Absorption of Fine Aggregate, ASTM International, West Conshohocken, PA, 2015.
 30. ASTM C136 / C136M-14, Standard Test Method for Sieve Analysis of Fine and Coarse Aggregates, ASTM International, West Conshohocken, PA, 2014.
 - Strength of Concrete Cubes, BS1881: Part116: 1983, London.
 33. ASTM C496 / C496M-17, Standard Test Method for Splitting Tensile Strength of Cylindrical Concrete Specimens, ASTM International, West Conshohocken, PA, 2017.

34. ASTM C293 / C293M-16, Standard Test Method for Flexural Strength of Concrete (Using Simple Beam With Center-Point Loading), ASTM International, West Conshohocken, PA, 2016.

35. ASTM C642-13, Standard Test Method for Density, Absorption, and Voids in Hardened Concrete, ASTM International, West Conshohocken, PA, 2013.

ALKHAS

Copyright: © 2022 The Author(s); This is an open-access article distributed under the terms of the Creative Commons Attribution License (<http://creativecommons.org/licenses/by/4.0>), which permits unrestricted use, distribution, and reproduction in any medium, provided the original work is properly cited.

Citation: Esparham A, Mohammadi M. Effect of Alkaline Solutions on Bentonite-Based Eco-Friendly Geopolymer Composite. ALKHAS. 2022; 4(1): 5-14.

<https://doi.org/10.47176/alkhass.4.1.5>